

# SWARTRAX FOR AKAI

## CONTENTS

This package contains the whole Swar Systems sound bank (voices) in 3 AKAI S1000 formatted CDs, over 2000 individual MIDI loops and a Librarian software to browse/audition them.

The setup disk contains the following folders:

**SOFTWARE :** Contains the Swar Librarian software setups for Windows and Mac OS X.

**MIDI :** Contains thousands of MIDI loops that can be used as individual arpeggios.

The voices are stored in the additional 3 CDs included with the package.

If you ordered a downloadable version, you will find in the download instructions the links to download the ISO images of these 3 CDs so you can burn them on your own. This is because AKAI S1000 voices must always be stored in a specifically formatted CD.

The Swar Systems voices are spread across 3 separate CDs, to comply with the S1000 limitations (no more than x samples in the same CD).

## AKAI S1000 FORMAT

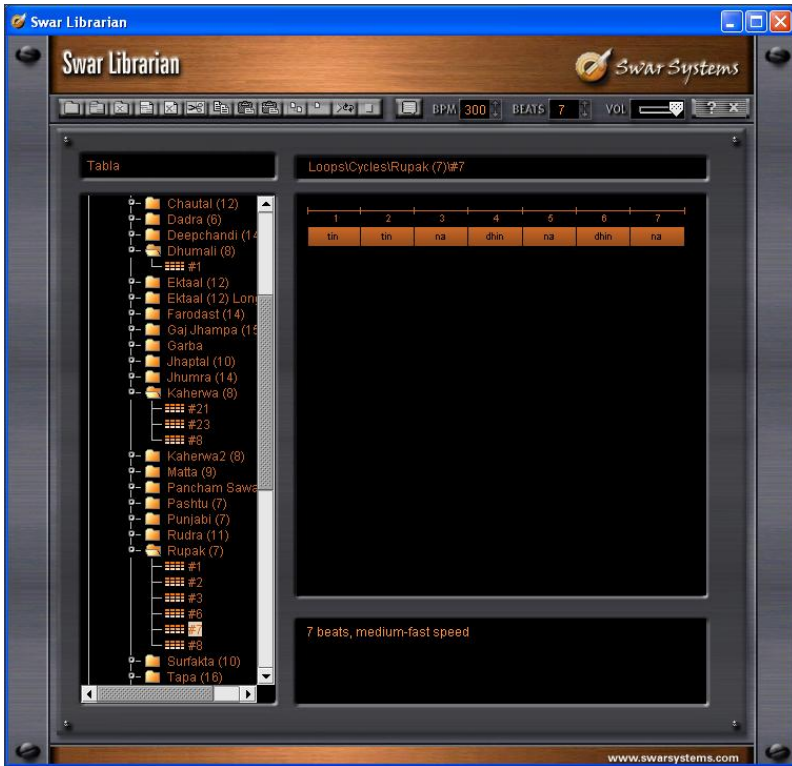
The AKAI S1000 format was one of the first sampler voices standards. It has slowly been replaced by other more convenient formats, but is still accepted in different software and hardware samplers.

As these are of very different nature it is impossible to give a fixed procedure on how to load these voices, but it's always done by importing a properly formatted AKAI disc.

AKAI S1000 CDs can only be read by AKAI compatible samplers. **If you don't see anything when viewing the CDs through Finder or Explorer, it doesn't mean the disk is empty.**

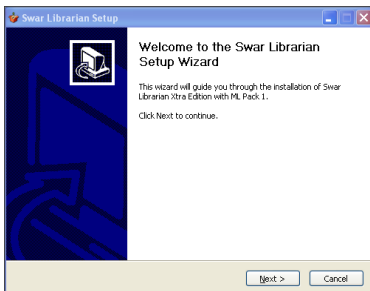
# SWARTRAX FOR AKAI

## SWAR LIBRARIAN



Swar Librarian is standalone software that allows you to easily browse and audition a large quantity of loops. Once you find the loops you need you can simply drag & drop them onto any folder as a separate MIDI file.

## INSTALLATION ON WINDOWS



Run the libsetup.exe installer located in the Software/Swar Librarian/Windows folder and follow the default instructions.

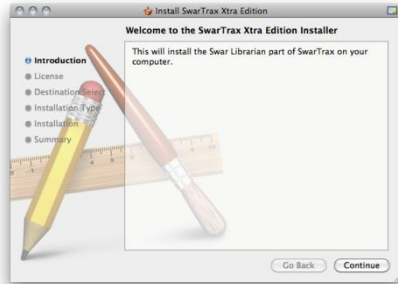
Once the installation completes, go to Start > Programs > Swar Systems and double-click on the Swar Librarian icon for the program to run.

# SWARTRAX FOR AKAI

## INSTALLATION ON MAC OS X

Run the LIBSETUP installer located in the Software/Swar Librarian/Mac folder and follow the default instructions.

Once completed, go to Applications > Swar Librarian and double-click on the Swar Librarian icon.



## USING THE LIBRARIAN

Once the Librarian is running, you will find all the information on how to use it in the online help that will pop up by clicking on the help icon marked as “?”.



## EXPORTED MIDI FILES

If you prefer to browse the files within your keyboard or through a different program, you can also use the whole exported files structure that's included in the MIDI subfolder.

## FEATURED INSTRUMENTS

Tabla (3x), Pakhawaj, Dholak, Nagara, Sitar, Sarod, Guitar, Santoor, Sarangi, Harmonium (3x), Bansuri (3x), Shehnai, Bols, Sargam, Tanpura (3x), Manjeera, Dhol, Tudd, Dimdi, Duff, Gunghroo, Tumbak, Tambourines, Duggis, Naal, Chimta, Israj, Banjo, Tumbi, Mridangam (2x), Ghatam, Kanjeera, Morsing, Chende, Dollu, Udukke, Taval, Ghat Singhari, Tamte, Veena, Nadaswaram, Konnakol, Rabab, Surnaii, Mandolin, Tenor Banjo, Khuang, Tutari, Halgi, Pung, Manipuri Dhol, Nishan, Bihu Dhol, Pepa, Daphli, Been, Algozey, Ravanhattha, Khartaal, Surbahar, Violin, Eddaka, Khol, Bells, Ektara, Swarmandal & Bass Dholak